

FEATURES

- 1C configurations
- Subminiature size 15.5 x 10.5 x 11.5(L x W x H)
- Power consumption of standard type 360mW,
- Sensitivity type 200mW
- UL and CUL approval, File No.: E179936

CONTACT DATA

Contact form	1C
Contact resistance	100mΩ
Rated load	2A, 3A / 24VDC 5A / 14VDC 2A, 3A, 5A / 120VAC
Rated carrying current	2A, 3A, 5A
Max. switching voltage	120VAC / 60VDC
Max. switching current	2A, 3A, 5A
Referencial min. applicable load	10mA, 6VDC
Contact material	Silver

CHARACTERISTICS

Insulation resistance	100MΩ at 500VDC
Dielectric strength	500VAC, between coil to contacts (1 minute) 500VAC, between open contacts (1 minute)
Operate time	Max. 8 ms
Release time	Max. 4 ms
Vibration	Endurance: 10 – 55Hz, 1.5mm
Shock	Endurance 10G, Error operation 50G
Ambient temperature	- 25°C to + 70°C
Humidity	45% to 85%
Life expectancy	
- Electrical	1 x 10 ⁵ operations (at rated coil voltage)
- Mechanical	5 x 10 ⁶ operations (no load)

COIL SPECIFICATIONS

1. Standard for 2A & 3A Contact

Nominal voltage (VDC)	Pick-up voltage VDC (Max.)	Drop-out voltage VDC (Min.)	Nominal current (mA±10%)	Coil resistance (Ω±10%)	Power consumption(mW)	Max. allowable voltage (VDC)
3	2.25	0.3	120	25	360	130% of nominal voltage
5	3.75	0.5	72	70	360	
6	4.5	0.6	60	100	360	
9	6.75	0.9	40	220	360	
12	9	1.2	30	400	360	
24	18	2.4	15	1600	360	

Pick-up voltage 70% is available

2. Sensitive for 2A & 3A Contact

Nominal voltage (VDC)	Pick-up voltage VDC (Max.)	Drop-out voltage VDC (Min.)	Nominal current (mA ± 10%)	Coil resistance (Ω ± 10%)	Power consumption(mW)	Max. allowable voltage (VDC)
3B	2.25	0.3	66.7	45	200	130% of nominal voltage
5B	3.75	0.5	44.7	120	200	
6B	4.5	0.6	33.3	180	200	
9B	6.75	0.9	22.5	400	200	
12B	9	1.2	17.1	700	200	
24B	18	2.4	8.6	2800	200	

3. Coil specifications for 5A Contact

Nominal voltage (VDC)	Pick-up voltage VDC (Max.)	Drop-out voltage VDC (Min.)	Nominal current (mA ± 10%)	Coil resistance (Ω ± 10%)	Power consumption(mW)	Max. allowable voltage (VDC)
3P	2.25	0.3	150	20	450	110% of nominal voltage
5P	3.75	0.5	90	56	450	
6P	4.5	0.6	75	80	450	
9P	6.75	0.9	50	180	450	
12P	9	1.2	37.5	320	450	
24P	18	2.4	18.8	1280	450	

ORDERING INFORMATION

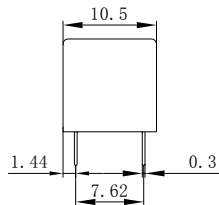
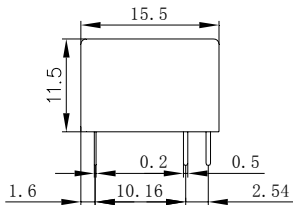
ME-1A - 12 B S P

Model No.	Coil Voltage	Power Consumption	Protection	Contact Rating
ME-1A	3VDC – 24VDC	Nil: Standard type (2A,3A - 360mW) (5A – 450mW) B: Sensitive (2A,3A - 200mW)	Nil: Flow solder S: Sealed type	Nil: 2A M : 3A P : 5A

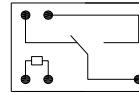
Dimensions (unit:mm)

Tolerance: ±0.3

ME-1A



Schematic



PCB Layout

