

## FEATURES

- 1C configurations
- Subminiature size 15.5 x 10.5 x 11(L x W x H)
- Power consumption of standard type 360mW,
- Sensitivity type 200mW
- UL and CUL approval, File No.: E179936

## CONTACT DATA

Contact form	1C
Contact resistance	100mΩ
Rated load	2A, 3A / 24VDC 5A / 14VDC 2A, 3A, 5A / 120VAC
Rated carrying current	2A, 3A, 5A
Max. switching voltage	120VAC / 60VDC
Max. switching current	2A, 3A, 5A
Referencial min. applicable load	10mA, 6VDC
Contact material	Silver

## CHARACTERISTICS

Insulation resistance	100MΩ at 500VDC
Dielectric strength	500VAC, between coil to contacts (1 minute) 500VAC, between open contacts (1 minute)
Operate time	Max. 8 ms
Release time	Max. 4 ms
Vibration	Endurance: 10 – 55Hz, 1.5mm
Shock	Endurance 10G, Error operation 50G
Ambient temperature	- 25°C to + 70°C
Humidity	45% to 85%
Life expectancy	
- Electrical	1 x 10 <sup>5</sup> operations (at rated coil voltage)
- Mechanical	5 x 10 <sup>6</sup> operations (no load)

## COIL SPECIFICATIONS

## 1. Standard for 2A &amp; 3A Contact

Nominal voltage (VDC)	Pick-up voltage VDC (Max.)	Drop-out voltage VDC (Min.)	Nominal current (mA±10%)	Coil resistance (Ω±10%)	Power consumption(mW)	Max. allowable voltage (VDC)
3	2.25	0.3	120	25	360	130% of nominal voltage
5	3.75	0.5	72	70	360	
6	4.5	0.6	60	100	360	
9	6.75	0.9	40	220	360	
12	9	1.2	30	400	360	
24	18	2.4	15	1600	360	

Pick-up voltage 70% is available

## 2. Sensitive for 2A &amp; 3A Contact

Nominal voltage (VDC)	Pick-up voltage VDC (Max.)	Drop-out voltage VDC (Min.)	Nominal current (mA ± 10%)	Coil resistance (Ω ± 10%)	Power consumption(mW)	Max. allowable voltage (VDC)
3B	2.25	0.3	66.7	45	200	130% of nominal voltage
5B	3.75	0.5	44.7	120	200	
6B	4.5	0.6	33.3	180	200	
9B	6.75	0.9	22.5	400	200	
12B	9	1.2	17.1	700	200	
24B	18	2.4	8.6	2800	200	

### 3. Coil Specifications for 5A Contact

Nominal voltage (VDC)	Pick-up voltage VDC (Max.)	Drop-out voltage VDC (Min.)	Nominal current (mA ± 10%)	Coil resistance (Ω ± 10%)	Power consumption(mW)	Max. allowable voltage (VDC)
3P	2.25	0.3	150	20	450	110% of nominal voltage
5P	3.75	0.5	90	56	450	
6P	4.5	0.6	75	80	450	
9P	6.75	0.9	50	180	450	
12P	9	1.2	37.5	320	450	
24P	18	2.4	18.8	1280	450	

### ORDERING INFORMATION

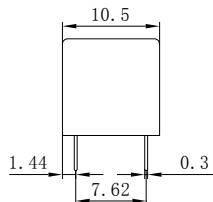
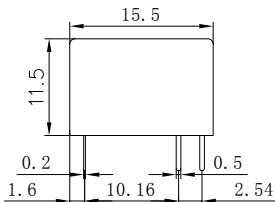
ME-1 - 12 B S P

Model No.	Coil Voltage	Power Consumption	Protection	Contact Rating
ME-1	3VDC – 24VDC	Nil: Standard type (1A,3A- 360mW ) (5A- 450mW) B: Sensitive (1A, 3A- 200mW )	Nil: Flow solder S: Sealed type	Nil: 2A M : 3A P : 5A

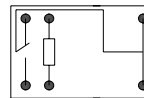
### Dimensions (unit:mm)

Tolerance:±0.3

ME-1



Schematic



PCB Layout

