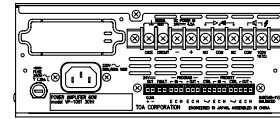


VP-1061/1121/1241/1361 Power Amplifiers



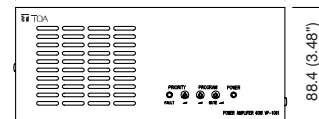
APPEARANCE AND DIMENSIONAL DIAGRAM

VP-1061/1121




Rear View

210 (8.27")



Front View

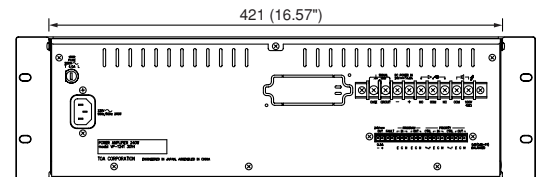
88.4 (3.48")



Side View


unit: mm

VP-1241/1361



Rear View

421 (16.57")



Front View

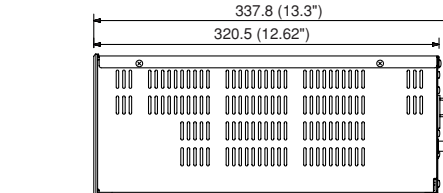
483.6 (19.04")

465 (18.31")

87.7 (1.48")

57.2 (2.25")

132.6 (5.22")



Side View

unit: mm

DESCRIPTION

TOA models VP-1061/1121/1241/1361 are 1-channel power amplifiers designed exclusively for rack-mount use. They have a compact body design, and are also capable of delivering high output power, which is available in a range of from 60 W to 360 W. These highly-durable amplifiers operate on both AC and DC power, making them ideally suited for PA as well as emergency broadcasting purposes. In priority operation mode, a built-in relay contact allows emergency announcements to go through regardless of volume control settings in the 3-wire or 4-wire connection systems.

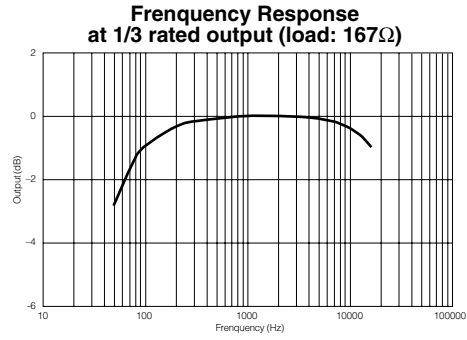
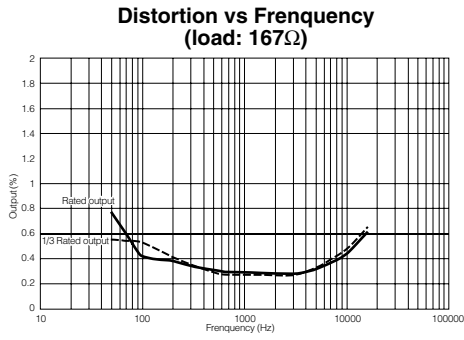
FEATURES

- High output power capacity in a compact body design.
 - 60W, 120W models: 2U half-rack size
 - 240W, 360W models: 3U full-rack size
- Have passed a rigorous operation test and offer durability suitable for emergency broadcasting.
- Operation on both 230V AC and 24V DC for uninterrupted performance.
- Two each of parallel-connected Program and Priority Inputs.
 - Volume level of Program Input can be attenuated whenever the Priority Input receives a signal.
 - Attenuation of the volume level is adjustable.
- Relay contact for emergency announcements at any time.
- Fault detection of the amplifier and the speaker line with an optional YA-1000A module.
- Easy connection thanks to removable terminal blocks.
- Output current limiter

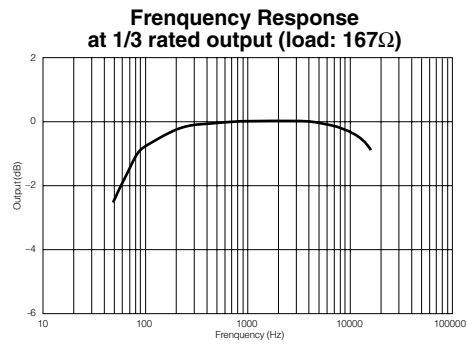
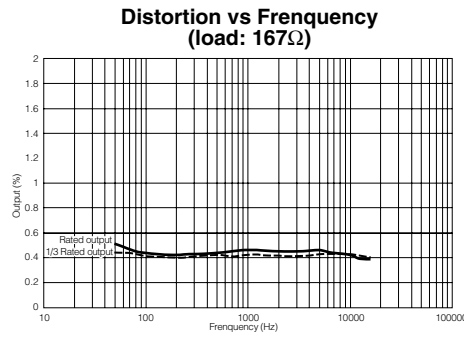


CHARACTERISTIC DIAGRAMS

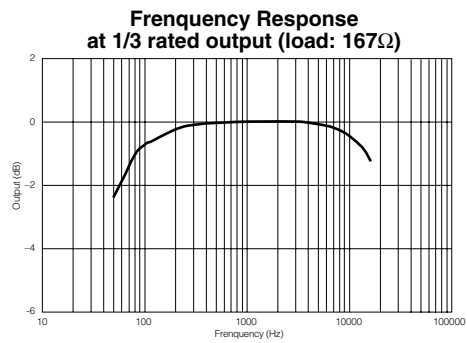
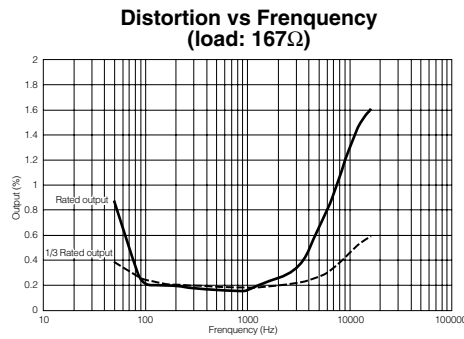
VP-1061



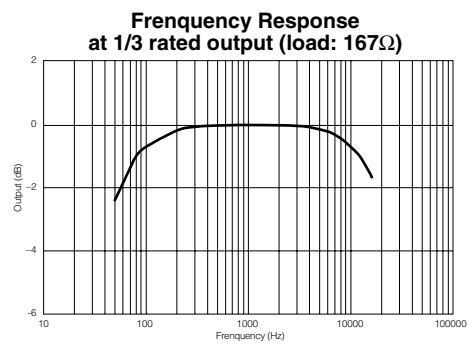
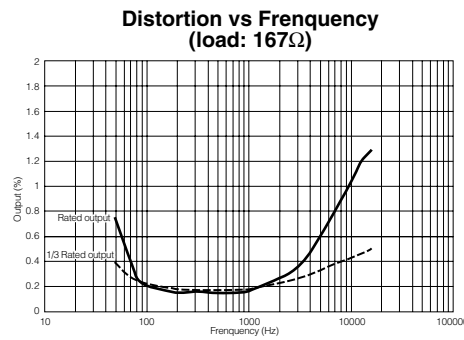
VP-1121



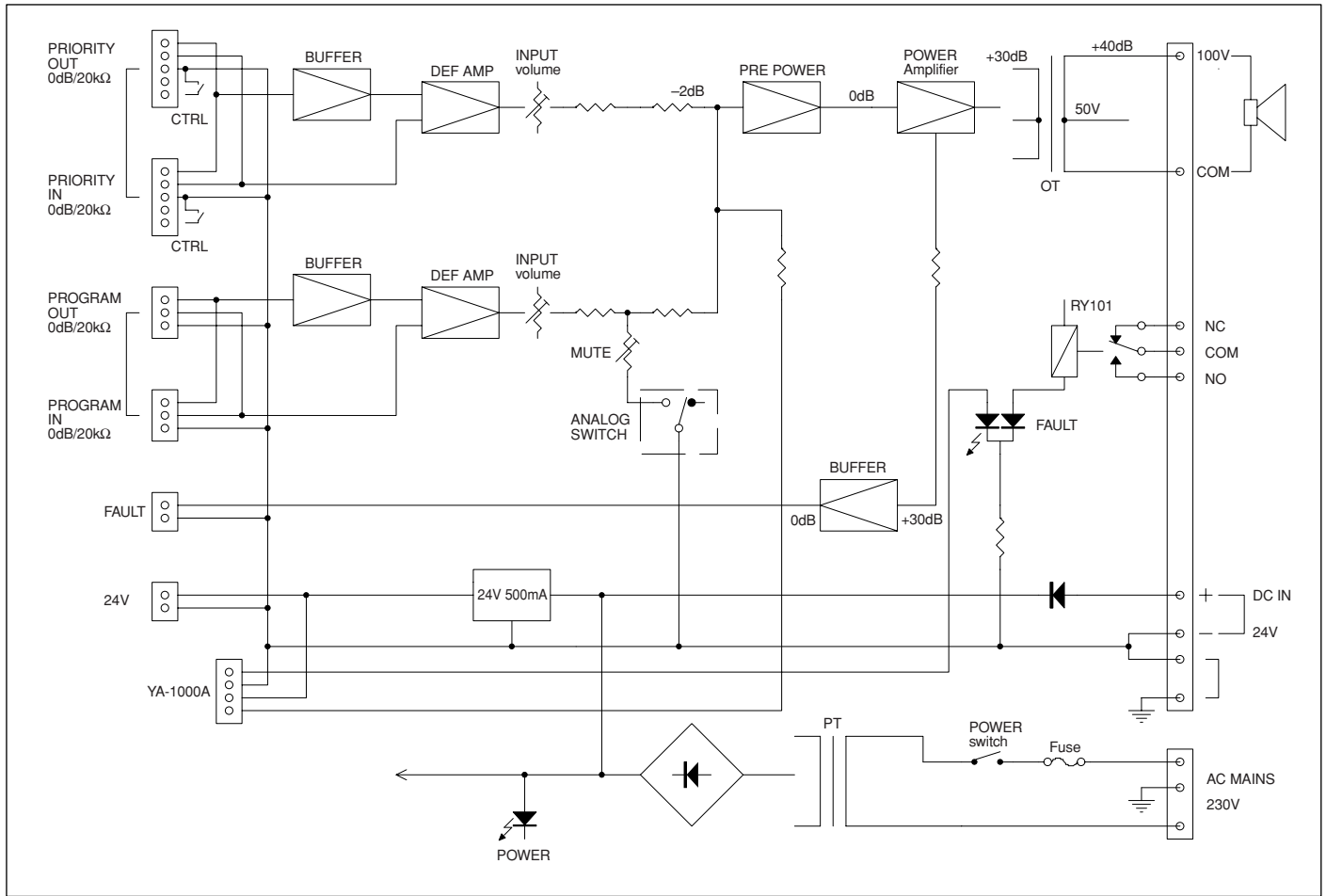
VP-1241



VP-1361



BLOCK DIAGRAM



SPECIFICATIONS

Model No.	VP-1061	VP-1121	VP-1241	VP-1361
Power Source	230V AC, 50/60Hz or 24V DC			
Power Consumption	AC: 170W (at rated output), 100W (EN60065) 14W (no-signal) DC: 4.5A (at rated output), 0.1A (no-signal)	AC: 320W (at rated output), 160W (EN60065) 19W (no-signal) DC: 8.2A (at rated output), 0.1A (no-signal)	AC: 537W (at rated output), 240W (EN60065), 21W (no-signal) DC: 14.6A (at rated output), 0.4A (no-signal)	AC: 768W (at rated output), 330W (EN60065), 37W (no-signal) DC: 20.9A (at rated output), 0.5A (no-signal)
Rated Output	60W	120W	240W	360W
Input	2 program inputs (parallel), 0dB*, 20kΩ, balanced 2 priority inputs (parallel), 0dB*, 20kΩ, balanced			
Impedance	167Ω (100V)	83Ω (100V)	42Ω (100V)	28Ω (100V)
S/N Ratio	Over 80dB			
THD	Under 1% (at rated output f = 1kHz)			
Frequency Response	80 – 16,000Hz, ±3dB (at 1/3 rated output)			
Ventilation	Fan cooling			
Operating Temperature	0°C to +40°C (32°F to 104°F)			
Operating Humidity	Under 90% RH (no condensation)			
Finish	Panel: Aluminum, black, alumite			
Dimensions	210 (W) × 88.4 (H) × 338.7 (D)mm (8.27" × 3.48" × 13.33")		483.6 (W) × 132.6 (H) × 337.8 (D)mm (19.04" × 5.22" × 13.3")	
Weight	6.9kg (15.21 lb)	9.3kg (20.5 lb)	13.4kg (29.54 lb)	16.6kg (36.6 lb)
Accessories	Power cable (2m (6.56 ft)) × 1, Removable terminal plug (2 pins) × 2, Removable terminal plug (3 pins) × 2, Removable terminal plug (5 pins) × 2, Joint plate × 1, Joint plate mounting screw × 3, Fuse (1.25A) × 1	Power cable (2m (6.56 ft)) × 1, Removable terminal plug (2 pins) × 2, Removable terminal plug (3 pins) × 2, Removable terminal plug (5 pins) × 2, Joint plate × 1, Joint plate mounting screw × 3, Fuse (2.5A) × 1	Power cable (2m (6.56 ft)) × 1, Removable terminal plug (2 pins) × 2, Removable terminal plug (3 pins) × 2, Removable terminal plug (5 pins) × 2, Fuse (4.0A) × 1	Power cable (2m (6.56 ft)) × 1, Removable terminal plug (2 pins) × 2, Removable terminal plug (3 pins) × 2, Removable terminal plug (5 pins) × 2, Fuse (6.3A) × 1
Options	Fault detector: YA-1000A Half width blank panel: MB-25B-BK (for rack mounting one VP-1061/1121 unit) Rack joint bracket: MB-25B-J (for rack mounting two VP-1061/1121 units)		Fault detector: YA-1000A	

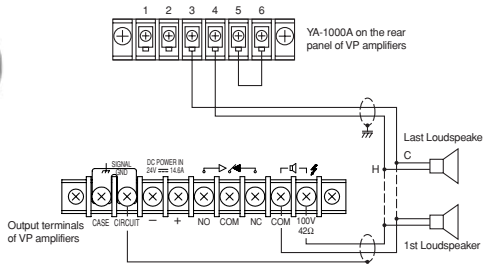
*0dB = 1V

OPTIONS

YA-1000A Fault Detection Circuit Module

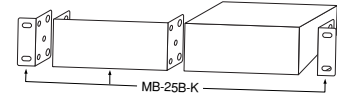


The YA-1000A module is designed for use with VP Series power amplifiers. It detects breakages in the speaker-amplifier line loop by means of a 20kHz pilot signal. If there is any breakage, the amplifier POWER LED indicator goes out, activating the unit's relay output.



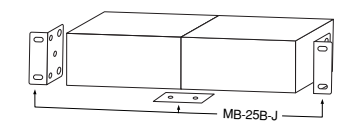
MB-25B-BK (2-size)

Color: Black



MB-25B-J (2-size)

Color: Black



ARCHITECTURAL AND ENGINEERING SPECIFICATIONS

VP-1061/VP-1121

The amplifier shall be 1-channel power amplifier which operates on 230 V AC 50/60 Hz or 24 V DC power. The specified product shall be 2U half-rack size rack-mount type, fan-cooled power amplifier. Two program inputs and two priority inputs, (both parallel, 0 dB, 20 kΩ, balanced) shall be provided. The amplifier shall meet the following performance criteria: Power output shall be VP-1061: 60 W, VP-1121: 120 W at less than 1% THD (rated output, $f = 1$ kHz). Power consumption shall be VP-1061: 100W, VP-1121: 160W at 1/3 rated output. An output current limiter shall be provided. Frequency response shall be 80 Hz to 16 kHz at 1/3 rated output (± 3 dB), with an S/N ratio of over 80 dB. Impedance shall be VP-1061: 167Ω (100 V), VP-1121: 83Ω (100 V). The adjustable volume level of the program input shall be attenuated whenever the priority input receives a signal. A relay contact for immediate emergency announcements shall be provided. Removable terminal blocks shall be provided for easy connection. The panel shall be black aluminum, alumite. Dimensions shall be 210 (W) × 88.4 (H) × 338.7 (D) mm and weight VP-1061: 6.9 kg, VP-1121: 9.3 kg. The operating temperature shall be 0°C to +40°C. Supplied accessories shall be: 2m power cable × 1, 2-pin removable terminal plug × 2, 3-pin removable terminal plug × 2, 5-pin removable terminal plug × 2, joint plate × 1, joint plate mounting screw × 3, fuse (VP-1061: 1.25 A, VP-1121: 2.5 A) × 1. Fault detection of the amplifier and the speaker line shall be possible with an optional YA-1000A module. Optional rack mounting panels shall be the MB-25B-BK half-width blank panel for one amplifier unit, and the MB-25-J rack joint bracket for two units.

The power amplifier shall be TOA model VP-1061/VP-1121.

VP-1241/VP-1361

The amplifier shall be 1-channel power amplifier which operates on 230 V AC 50/60Hz or 24 V DC power. The specified product shall be 3U full-rack size rack-mount, fan-cooled power amplifier. Two program inputs and two priority inputs, (both parallel, 0 dB, 20 kΩ, balanced) shall be provided. The amplifier shall meet the following performance criteria: Power output shall be VP-1241: 240 W, VP-1361: 360W at less than 1% THD (rated output, $f = 1$ kHz). Power consumption shall be VP-1241: 240 W, VP-1361: 330 W at 1/3 rated output. An output current limiter shall be provided. Frequency response shall be 80 Hz to 16 kHz at 1/3 rated output (± 3 dB), with an S/N ratio of over 80 dB. Impedance shall be VP-1241: 42 Ω (100 V), VP-1361: 28 Ω (100 V). The adjustable volume level of the program input shall be attenuated whenever the priority input receives a signal. A relay contact for immediate emergency announcements shall be provided. Removable terminal blocks shall be provided for easy connection. The panel shall be black aluminum, alumite. Dimensions shall be 483.6 (W) × 132.6 (H) × 337.8 (D) mm and weight VP-1241: 13.4 kg, VP-1361: 16.6 kg. The operating temperature shall be 0°C to +40°C. Supplied accessories shall be: 2m power cable × 1, 2-pin removable terminal plug × 2, 3-pin removable terminal plug × 2, 5-pin removable terminal plug × 2, fuse (VP-1241: 4.0 A, VP-1361: 6.3 A) × 1. Fault detection of the amplifier and the speaker line shall be possible with an optional YA-1000A module.

The power amplifier shall be TOA model VP-1241/VP-1361.



TOA Corporation

www.toa.jp