

## DESCRIPTION

The P-1812 PA Amplifier delivers 120 W power output. It is so designed that its power ON/OFF can be remotely controlled when used in conjunction with A-1800 series PA Amplifiers (optional). The P-1812 can also be used as a stand-alone amplifier.

## SPECIFICATIONS

(\*1) 0 dB = 1 V

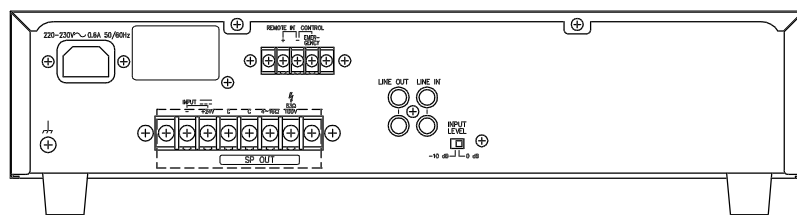
Power Source	220 V - 230 V AC, 50/60 Hz 24 V DC (M4 screw terminal)
Rated Output	120 W
Power/Current Consumption	AC operation: 258 W (rated output), 94 W (EN60065) under 320 mA (when power switch is OFF) 24 V DC operation: 7.0 A (rated output), 2.7 A (EN60065)
Frequency Response	50 - 20,000 Hz ( $\pm 3$ dB)
Distortion	Under 2% at 1 kHz, rated power
Input	LINE: 0 dB(*1)/-10 dB(*1) (switchable), 10 k $\Omega$ , transformer balanced, RCA pin jack
Output	LINE: 0 dB(*1), 600 $\Omega$ , unbalanced, RCA pin jack SPEAKER: High impedance (100 V line/83 $\Omega$ ), M4 screw terminal Low impedance (4 - 16 $\Omega$ ), M4 screw terminal (Both Low and High impedance terminals cannot be used at the same time.)
S/N Ratio (Band Pass : 20 - 20,000 Hz)	Over 100 dB (Master volume: min) Over 97 dB (Master volume: max, INPUT LEVEL switch: 0 dB) Over 90 dB (Master volume: max, INPUT LEVEL switch: -10 dB)
Control Input	POWER REMOTE: No-voltage make contact input, open voltage: 24 V DC, short-circuit: under 1 mA, M3 screw terminal EMERGENCY(*2): No-voltage make contact input, open voltage: 24 V DC, short-circuit: under 1 mA, M3 screw terminal
Indicator	5 point LED output level meter, Power indicator LED
Operating Temperature	-10°C to +40°C
Finish	Panel: ABS resin, black, hair line Case: Steel plate, black
Dimensions	420 (W) x 107.7 (H) x 367 (D) mm
Weight	12.2 kg
Accessory	Power cord *1, Terminal block cover *1, Terminal block cover mounting screw *2
Option	Rack mounting bracket: MB-25B Volume control cover: YA-920

[Note] Distance between barriers on the above screw terminals: M3 ... 7 mm, M4 ... 9 mm


(\*2) Operation when activated can be selected from the following: Turning ON the unit's power (factory-preset) or OFF. (The OFF function needs internal modification.)

## APPEARANCE

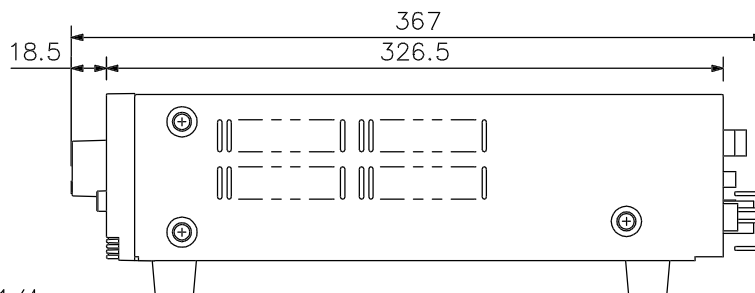
Rear View



Front View



Side View



UNIT:mm SCALE:1/4