



PROLOCK SYSTEM OF CANADA

NCR Industrial Centre, 250 Basoline Road E. Bowmanville, ON LIC, 1 A 4 CANADA



1090S

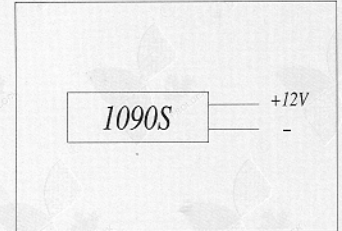


電插鎖(NC功能)


Key Specifications/Special Features:

- Door lock
- Fail safe electric drop bolt
- UL standard magnetic type
- 12VDC, work current 800mA
- Stand-by current 650mA
- Weight 0.6kg
- L: 205mm, W: 32mm, H: 41mm

電插鎖 (NC功能)
 工作方式: 磁感應
 通電閉合, 斷電開放
 輸入電壓: 12VDC
 工作電流: 800mA
 靜態電流: 650mA
 重量: 0.6kg
 呎吋(長闊高): 205 x 32 x 41mm



1091S

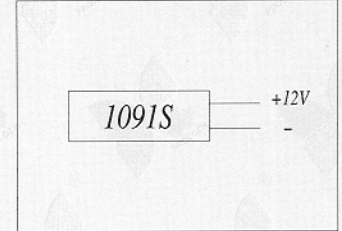


電插鎖(NC功能)

Key Specifications/Special Features:

- Door lock
- Fail safe electric bolt
- Adjustable ball type with CE approval
- 12VDC, work current 800mA
- Stand-by current 650mA
- Weight 0.6kg
- L: 205mm, W: 32mm, H: 41mm

電插鎖 (NC功能)
 工作方式: 磁球式
 通電閉合, 斷電開放
 輸入電壓: 12VDC
 工作電流: 800mA
 靜態電流: 650mA
 重量: 0.6kg
 呎吋(長闊高): 205 x 32 x 41mm



1092S

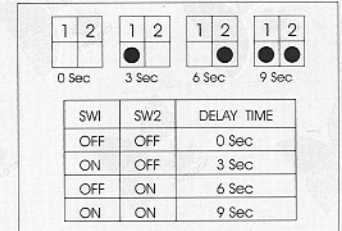


I型電插鎖(延時功能)


Key Specifications/Special Features:

- Door lock
- Fail safe electric bolt
- With monitoring & LED feature
- 12VDC, work current 1Amp
- Stand-by current 300mA
- Weight 0.4kg
- L: 199mm, W: 32mm, H: 41mm

電插鎖 (延時功能)
 工作方式: 磁感應(溫低式)
 通電閉合, 斷電開放
 附信號燈, 帶監測信號
 具雙重安全功能
 輸入電壓: 12VDC
 工作電流: 900mA
 靜態電流: 300mA
 重量: 0.4kg
 呎吋(長闊高): 199 x 32 x 38mm



3080K

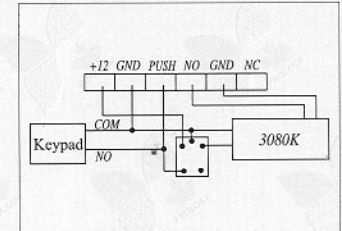


電插鎖(NO功能)附鎖膽

Key Specifications/Special Features:


- Door lock
- Fail secure mort lock bolt
- UL standard magnetic type
- High security drop bolt
- 12VDC, work current: 1Amp
- 24VDC, 0.5Amp, Stand-by: 0mA
- Weight 1.4kg
- L: 255mm, W: 38mm, H: 41mm

電插鎖 (NO功能) 附鎖膽
 工作方式: 磁感應
 通電開放, 斷電閉合
 輸入電壓: 12VDC或24VDC
 工作電流: 1Amp或500mA
 靜態電流: 0mA
 重量: 1.4kg
 呎吋(長闊高): 255 x 38 x 41mm



4007

鋁門、鐵門機械鎖



4007D

木門專用機械鎖

Key Specifications/Special Features:


- Suitable for models
- 4303/4304
- 4106C/4107C
- 4202/4203
- Deadlatch with cylinder and thumb-turn
- 1-1/8" BS (4007) for steel door use
- 1-1/2" BS (4007D) for wooden door use
- Weight 0.8kg
- L: 175mm, W: 25mm, H: 45mm

機械鎖可配
 -4303/4304
 -4106C, 4107C)
 -4202/4203
 帶鎖膽、鎖膽
 4007: 1-1/8" BS, 木門或鐵門使用
 4007D: 1-1/2" BS, 木門使用
 重量: 0.8kg
 呎吋(長闊高): 175 x 25 x 45mm



4106C

重型電鎖口(NC功能)



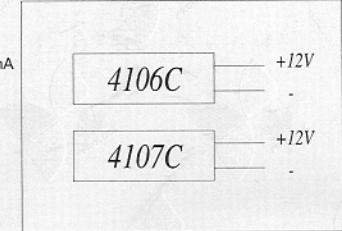
4107C

重型電鎖口(NO功能)

Key Specifications/Special Features:

- Fail safe heavy duty electric strike(4106C)
- Fail secure heavy duty electric strike(4107C)
- (4106C) 12VDC, work current: 250mA, Stand-by current 200mA
- (4107C) 12VDC, work current: 250mA, Stand-by current: 0mA
- Weight 0.6kg
- L: 140mm, W: 45mm, H: 38mm

4106C: 通電閉合, 斷電開放
 具自動回鎖功能(重型電鎖口)
 輸入電壓: 12VDC
 工作電流: 250mA, 靜態電流: 200mA
 重量: 0.6kg
 呎吋(長闊高): 140 x 45 x 38mm
 4107C: 通電開放, 斷電閉合
 具自動回鎖功能(重型電鎖口)
 輸入電壓: 12VDC
 工作電流: 250mA, 靜態電流: 0mA
 重量: 0.6kg
 呎吋(長闊高): 125 x 45 x 38mm



4202

電鎖口(NC功能)



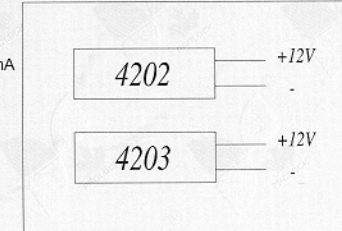
4203

電鎖口(NO功能)


Key Specifications/Special Features:

- Fail safe standard strike (4202)
- Fail secure standard strike (4203)
- (4202) 12VDC, work current, 250mA, Stand-by current 200mA
- (4203) 12VDC, work current, 250mA, Stand-by current 0mA
- Weight 0.4kg
- L: 150mm, W: 38mm, H: 33mm

4202: 通電開門, 斷電關閉
 具自動回鎖功能
 輸入電壓: 12VDC
 工作電流: 250mA, 靜態電流: 200mA
 重量: 0.4kg
 呎吋(長闊高): 150 x 38 x 33mm
 4203: 通電閉合, 斷電開放
 具自動回鎖功能
 輸入電壓: 12VDC
 工作電流: 250mA, 靜態電流: 0mA
 重量: 0.4kg
 呎吋(長闊高): 150 x 38 x 33mm



2150T



T型電插鎖(NC功能)

Key Specifications/Special Features:

- Door lock
- Fail safe electric drop bolt
- UL standard magnetic type
- 12VDC, work current 800mA
- Stand-by current 650mA
- Weight 0.6kg
- L: 125mm, W: 32mm, H: 118mm

工作方式: 磁感應
 通電閉合, 斷電開啓
 輸入電壓: 12VDC
 工作電流: 800mA
 靜態電流: 650mA
 呎吋(長闊高): 125 x 32 x 118mm

