

SANYO	No.946G	2SC3071
		NPN Epitaxial Planar Silicon Transistor High h_{FE} , Low-Frequency General-Purpose Amp Applications

Applications

- Low-frequency general-purpose amplifiers, various drivers, muting circuits.

Features

- High DC current gain ($h_{FE} = 500$ to 2000).
- High breakdown voltage ($V_{CEO} \geq 100V$).
- Low collector-to-emitter saturation voltage ($V_{CE(sat)} \leq 0.5V$).
- High V_{EBO} ($V_{EBO} \geq 15V$).

Absolute Maximum Ratings at $T_a = 25^\circ C$

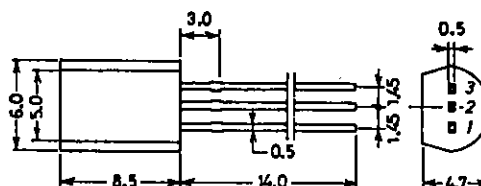
			unit
Collector-to-Base Voltage	V_{CBO}	120	V
Collector-to-Emitter Voltage	V_{CEO}	100	V
Emitter-to-Base Voltage	V_{EBO}	15	V
Collector Current	I_C	200	mA
Collector Current (Pulse)	I_{CP}	300	mA
Base Current	I_B	40	mA
Collector Dissipation	P_C	1	W
Junction Temperature	T_j	150	$^\circ C$
Storage Temperature	T_{stg}	-55 to +150	$^\circ C$

Electrical Characteristics at $T_a = 25^\circ C$

			min	typ	max	unit
Collector Cutoff Current	I_{CBO}	$V_{CB} = 80V, I_E = 0$			0.1	μA
Emitter Cutoff Current	I_{EBO}	$V_{EB} = 10V, I_C = 0$			0.1	μA
DC Current Gain	$h_{FE(1)}$	$V_{CE} = 5V, I_C = 10mA$	500		2000	
	$h_{FE(2)}$	$V_{CE} = 5V, I_C = 100mA$	400			
Gain-Bandwidth Product	f_T	$V_{CE} = 10V, I_C = 10mA$		150		MHz
Output Capacitance	C_{ob}	$V_{CB} = 10V, f = 1MHz$		6.5		pF
C-E Saturation Voltage	$V_{CE(sat)}$	$I_C = 100mA, I_B = 2mA$		0.15	0.5	V
B-E Saturation Voltage	$V_{BE(sat)}$	$I_C = 100mA, I_B = 2mA$		0.85	1.2	V
C-B Breakdown Voltage	$V_{(BR)CBO}$	$I_C = 10\mu A, I_E = 0$	120			V
C-E Breakdown Voltage	$V_{(BR)CEO}$	$I_C = 1mA, I_B = 0$	100			V
E-B Breakdown Voltage	$V_{(BR)EBO}$	$I_E = 10\mu A, I_C = 0$	15			V

Package Dimensions 2006B

(unit : mm)



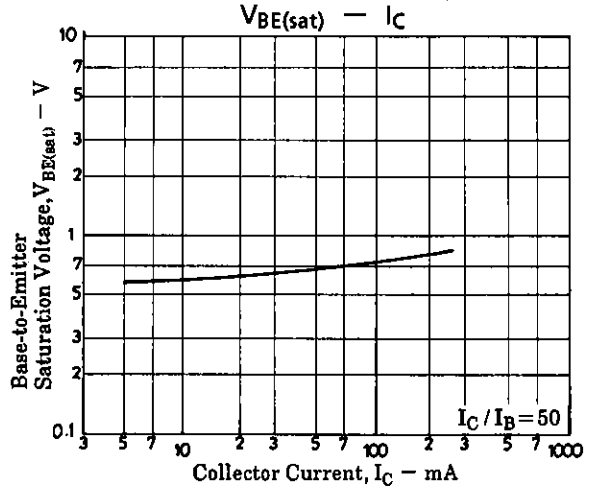
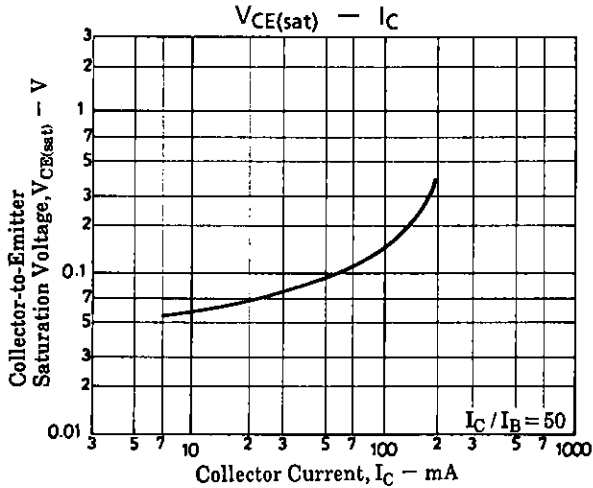
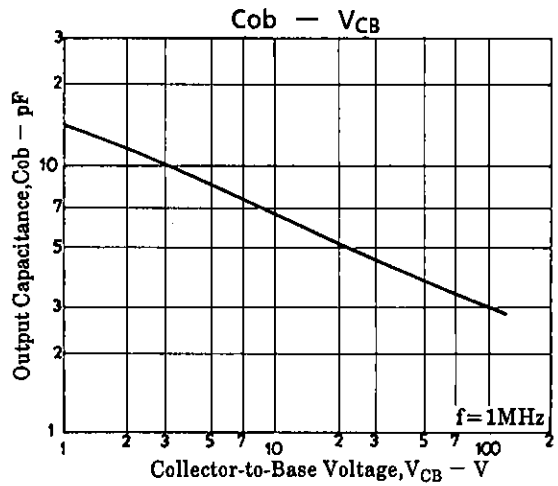
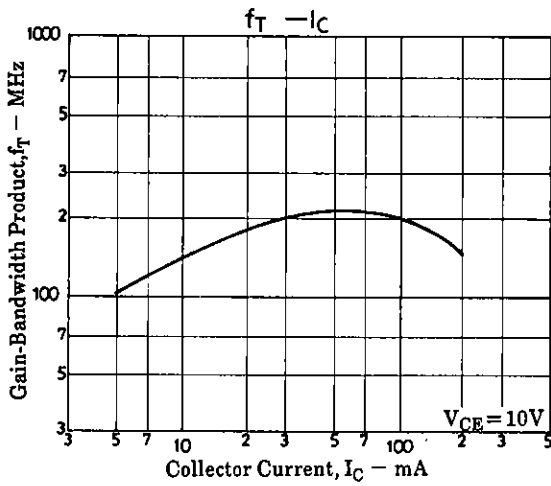
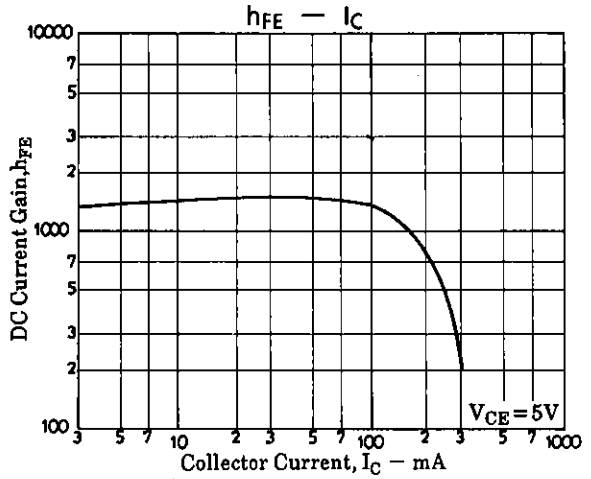
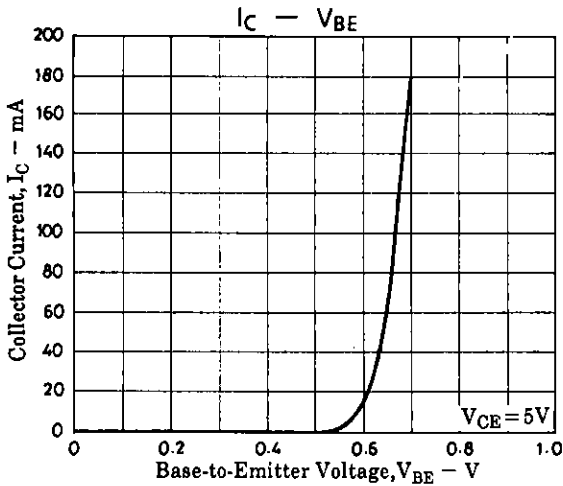
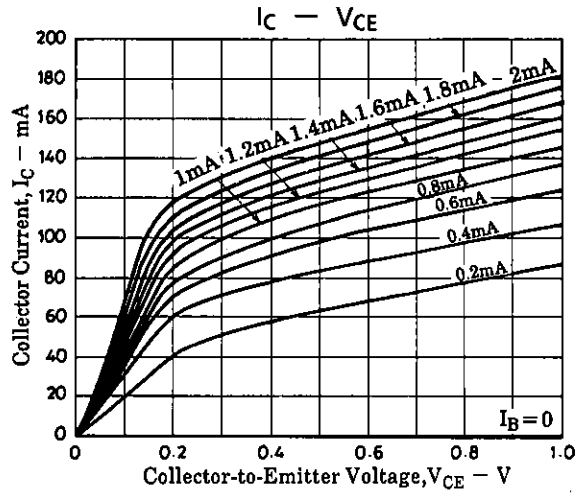
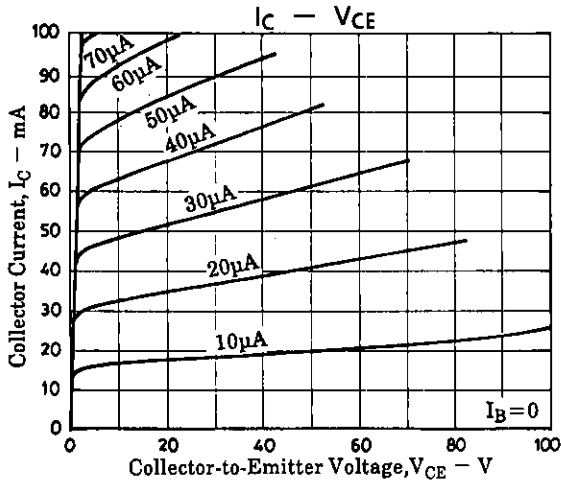
EIAJ : SC-51

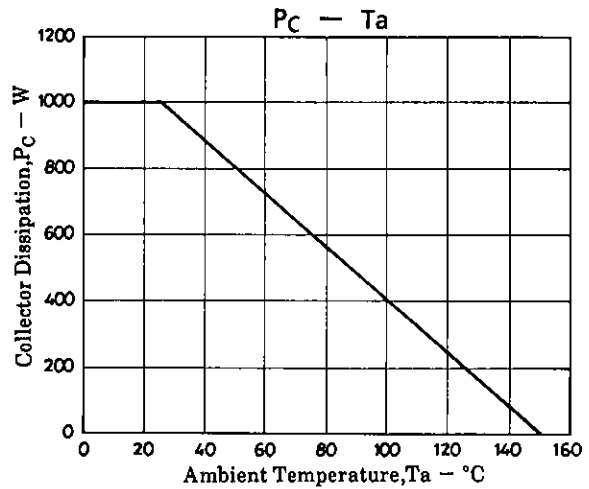
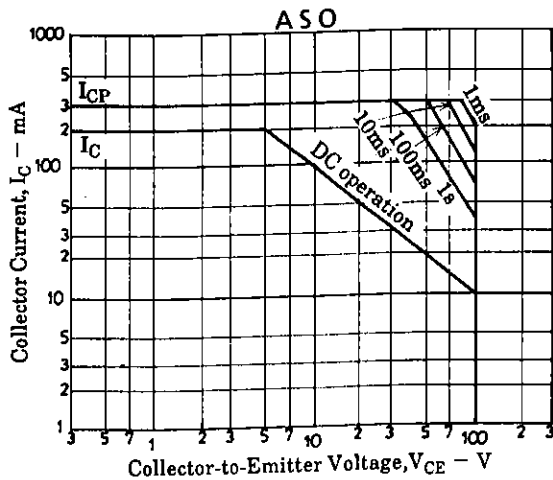
SANYO : MP

1 : Emitter
2 : Collector
3 : Base

SANYO Electric Co., Ltd. Semiconductor Business Headquarters

TOKYO OFFICE Tokyo Bldg., 1-10, 1 Chome, Ueno, Taito-ku, TOKYO, 110 JAPAN





- No products described or contained herein are intended for use in surgical implants, life-support systems, aerospace equipment, nuclear power control systems, vehicles, disaster/crime-prevention equipment and the like, the failure of which may directly or indirectly cause injury, death or property loss.
- Anyone purchasing any products described or contained herein for an above-mentioned use shall:
 - ① Accept full responsibility and indemnify and defend SANYO ELECTRIC CO., LTD., its affiliates, subsidiaries and distributors and all their officers and employees, jointly and severally, against any and all claims and litigation and all damages, cost and expenses associated with such use:
 - ② Not impose any responsibility for any fault or negligence which may be cited in any such claim or litigation on SANYO ELECTRIC CO., LTD., its affiliates, subsidiaries and distributors or any of their officers and employees jointly or severally.
- Information (including circuit diagrams and circuit parameters) herein is for example only; it is not guaranteed for volume production. SANYO believes information herein is accurate and reliable, but no guarantees are made or implied regarding its use or any infringements of intellectual property rights or other rights of third parties.

This catalog provides information as of October, 1996. Specifications and information herein are subject to change without notice.