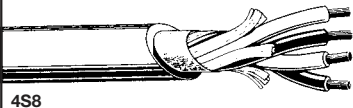


# Speaker Cable

## Speaker Cables (Single)

Four-conductor Configuration Minimizes Noise and Polyethylene Insulation Reduces Induction Rate to Boost Frequency Characteristics

### 4-conductor Speaker Cable

Type	Model	Pair cross-sec mm <sup>2</sup>	Sales units m	Nom. O.D mm	Weight kg/100m	Composition				Electrical characteristics	
						No. of cond.	Cross sec area (AWG) mm <sup>2</sup> /(AWG)	Cond. comp Q <sup>ty</sup> /mm	Twist pitch mm	Cond. D.C.R. Ω/100m	Nom. capacitance* pF/m
 4S8  Jacket color for 4S6: gray, black, red, blue, cream for 4S8, 4S6G: gray, black for 4S8G, 4S11, 4S11G, 4S6-EM, 4S8-EM: gray	4S6	1.0	100	6.4	5.4	4	0.51(20)	20/0.18A	45	3.7	125
	4S8	2.5		8.3	9.5	4	1.27(16)	50/0.18A	70	1.5	145
	4S11	4.3	200	10.7	16	4	2.18(14)	41/0.26A	120	0.9	146
	4S6-EM	1.0	400	6.4	4.8	4	0.51(20)	20/0.18A	45	3.7	125
	4S8-EM	2.5		8.3	—	4	1.27(16)	50/0.18A	70	1.5	145
	★ 4S6G	1.0	—	6.4	5.4	4	0.51(20)	20/0.18(OFC)	45	3.7	125
	★ 4S8G	2.5	—	8.3	9.5	4	1.27(16)	50/0.18(OFC)	70	1.5	145
	★ 4S11G	4.3	—	10.7	16	4	2.18(14)	41/0.26(OFC)	120	0.9	146

Insulation: polyethylene (red-red clear, white-white clear) Jacket: PVC Dielectric strength: 500V AC/min. \*Capacitance between conductors. ★Custom models. Please ask us for ordering lot.

#### 4S6, 4S8, 4S11

- High-performance PVC jacket, resistant to bending and twisting.
- 4S6 designed to fit snugly with Cannon XLR.

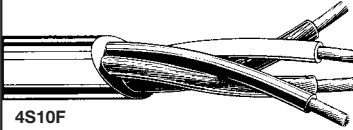
#### 4S6G, 4S8G, 4S11G

- The G versions feature oxygen-free copper (OFC, JIS H3510) conductors.

#### 4S6-EM, 4S8-EM

- The EM type is an eco-cable that uses an eco-friendly jacket material defined by JCS standard.

### 4-conductor Speaker Cable for Fixed Installation

Type	Model	Pair cross-sec mm <sup>2</sup>	Sales units m	Nom. O.D mm	Weight kg/100m	Composition				Electrical characteristics	
						No. of cond.	Cross sec area (AWG) mm <sup>2</sup> /(AWG)	Cond. comp Q <sup>ty</sup> /mm	Twist pitch mm	Cond. D.C.R. Ω/100m	Nom. capacitance* pF/m
 4S10F  Jacket color: gray	4S10F	3.5	100	9.6	15	4	1.75(15)	33/0.26A	120	1.1	144
	4S12F	5.6	200	11.6	22	4	2.81(13)	35/0.32A	140	0.7	152
	★ 4S14F	8.0	400	14.0	32	4	4.0(12)	50/0.32A	140	0.5	—
	★ 4S18F	14.2	—	17.5	53	4	7.08(9)	88/0.32A	170	0.3	—
	4S10F-EM	3.5	100	9.6	13	4	1.75(15)	33/0.28A	120	1.1	—
	4S12F-EM	5.6	200	11.6	19	4	2.91(13)	35/0.32A	140	0.7	—
	★ 4S10FG	3.5	400	9.6	15	4	1.75(15)	33/0.26(OFC)	120	1.1	144
	★ 4S12FG	5.6	—	11.6	22	4	2.8(13)	35/0.32(OFC)	140	0.7	152

Insulation: polyethylene (red-red clear, white-white clear) Jacket: PVC Dielectric strength: 500V AC/min. \*Capacitance between conductors. ★Custom models. Please ask us for ordering lot.

#### 4S10F, 4S12F, 4S14F, 4S18F

- Special supple jacket designed for use in building conduits.

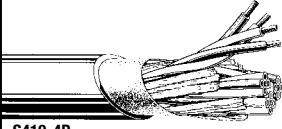
#### 4S10FG, 4S12FG

- The G versions feature oxygen-free copper (OFC, JIS H3510) conductors.

#### 4S10F-EM, 4S12F-EM

- The EM type is an eco-cable that uses an eco-friendly jacket material defined by JCS standard.

## Multichannel Speaker Cables


Type	Model	Pair cross-sec mm <sup>2</sup>	Sales units m	Nom. O.D mm	Weight kg/100m	Unit composition				Electrical characteristics	
						No. of cond.	Cross sec area (AWG) Cond. comp. mm <sup>2</sup> /(AWG) Q <sup>ty</sup> /mm	Twist pitch mm	Ch. O. D mm	Cond. D.C.R. Ω/100m	Nom. cap.* pF/m
 S410-4P Jacket color: gray	S410-4P	2.0	100	15.0	26	16	1.0(18) 127/0.10(OFC)	50	5.1	1.9	165
	★ S410-6P	2.0	—	18.3	39	24					
	★ S410-8P	2.0	—	21.6	53	32					

Insulation: Polyethylene Jacket: PVC Dielectric strength: 500V AC/min. \*Capacitance between conductors. ★Custom models. Please ask us for ordering lot.

#### S410-4P/6P/8P

- Low rate of crosstalk between channels is ideal for commercial, multi-way speakers systems. <Fig 1>
- Conductors feature oxygen-free copper. (OFC, JIS H3510).

■ Cross-sectional View of S410-4P and Channel color coding



Unit no.	1	2	3	4	5	6	7	8
Insulation color	RED/WHT/ RED/WHT	BLU/WHT/ BLU/WHT	YEL/WHT/ YEL/WHT	GRN/WHT/ GRN/WHT	BRN/WHT/ BRN/WHT	GRY/WHT/ GRY/WHT	BLU/BLK/ BLU/BLK	YEL/BLK/ YEL/BLK

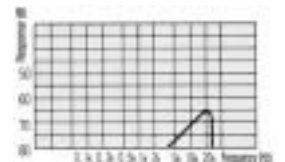


Fig. 1 Crosstalk Characteristics for S410-4P

When connecting, 2 channels (red, red) can be designated positive and 2 channels (white, white) can be designated negative.