

CL Series Mini Type

CL

CL Series (Mini Type)

Reference page

Power pack P17
Peripheral unit . . . P.25,26
Bit P34



CL-4000

CL-4000PS

Shows great force in low torque tightening !

It's the low torque only driver that can tighten with stabilized force.

CL-2000 has excellent durability by adapting coreless motor.

It is small size and light weight, so women can hold easily.


Ensures safety because it's designed in a low-tension direct current method.

CL-2000 is now easier to get in compound with CLT-20 (exclusive power).

Lever Start Type

Lever Start Type

CL-2000



CL-3000




CL-4000



Push-to-Start Type

Push-to-Start Type

CL-3000PS



CL-4000PS



unit : mm

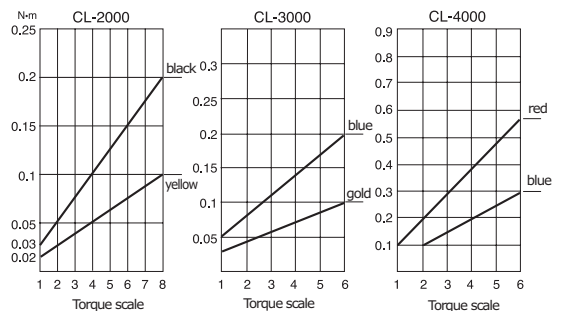
CL-Series Mini type model

Specifications

Lever Start Type model name		CL-2000	CL-3000	CL-4000
Push-to-Start Type model name			CL-3000PS	CL-4000PS
Output torque range	N·m	0.02~0.2	0.03~0.2	0.1~0.55
	(kgf·cm)	(0.2~2)	(0.3~2)	(1~5.5)
Torque switching		Stepless adjustment	Stepless adjustment	Stepless adjustment
Unloaded rotation speed	HI	680	1,000	1,000
	LOW	490	670	690
Available fastening	small screw	1.0~2.3	1.0~2.0	1.4~2.6
Screw standard(mm)	Tapping screw	1.0~2.0	1.0~1.7	1.4~2.3
	Suiting bit	Hios H4	Hios H4	Hios H4 or 1/4HEX
Suiting power	CLT-20	○	—	—
	CLT-50	○	○	○
	CLT-65	○	○	○
	CLT-70	○	○	○
	CLT-100	○	○	○
	MC-70L	○	○	○
	—	○	○	○
U-element	Bit	(H4)	+ #0 (φ2.0×40mm) 1piece + #0 (φ2.5×40mm) 1piece	+ #0 (φ2.0×40mm) 1piece + #0 (φ2.5×40mm) 1piece + #1 (φ4.0×40mm) 1piece
		(1/4 HEX)	—	—
	Spring	Yellow(φ 1.0)	Gold(φ 1.0)	Blue(φ 1.2)
	Carbon brush	—	1Pair	1 Pair
Cord		5P 1.5m	5P 1.5m	5P 1.5m

※ mark on suitable power shows possibility of use.

Output torque standard list



CL-2000 exclusive power per 1 **CLT-20** refer to p.18 for model



Exchange is impossible on carbon brush CL-2000 airtight type. It differs according to using conditions, but 3~4 year is change standard assuming 6,000 screws are fastened a day. Then you must seek for repair.